



Profitable even for small quantities.

Our WALLTEQ M-120.

The multifunction bridge WALLTEQ M-120 allows to process wall elements, roof elements, floor or gable elements at highest precision. The wide range of applications enables to produce a wide variety of wall structures and materials quickly and easily – all this at an excellent price-performance ratio.

Your benefits at a glance

Ideal entry into CNC-controlled production

Entry-level solution with extremely very low acquisition costs for small and medium sized carpentries

Constant high quality

Precize processing through state-of-the-art CNC technology

Easily integrable in production halls

Less space requirement – production of elements up to 12 m requiring only 90 m² of production area

Production in batch size 1


Flexible production of various elements without changeover times

Ideal for use in timber construction

Fully automatic processing of the sheathing with routing unit



Formatting outer edges



Interpolating routing processing

- Manufacturing of window, door and socket cut-outs
- Tracking of and compensation for thickness variations in the element with scanning routing unit
- Fully interpolating routing of free-formed pieces such as circles, curves or straight cuts

Fully automatic fastening of sheathings by two different staple or nailing devices




Fastening of sheathing



Useable for different materials and wall constructions

- Automatic fastening of sheathings
- Two chucks for different clamping and nailing devices
- Fastening units can drive in X- and Y-direction. This enables the attachment for example of gable inclinations in various angles.
- Ensures static equilibrium by guaranteeing the correct border and attachment clearances

Optional features



Swiveling chuck for nailing devices

Horizontal swiveling for example in the case of narrow studs or 2" x 4" construction method.



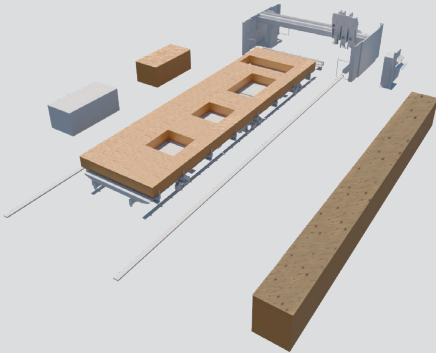
Piggyback suction device

Minimizes the amount of dust. A dust extraction supplied by the customer is also possible.

"We work to a high level of quality and our production is about 30 percent faster than manual production, even with the same number of employees." Christoph Bächle, Abbundzentrum St. Johann

State-of-the-art technology for your production

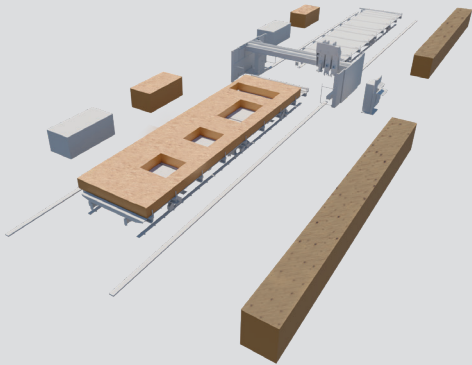
Depending on the performance and product range required, different versions are available to suit your requirements.



BASIC EDITION:

WALLTEQ M-120 with a single working table

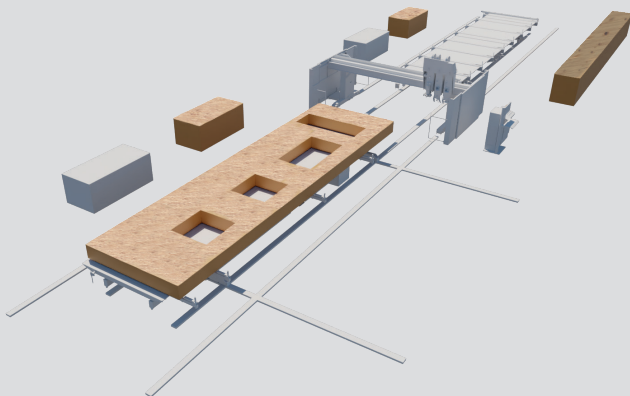
- Can be combined with various working tables, for example self assembly table, carpentry table or already existing working tables
- Optimized working process because of ergonomic working methods and better logistic processes
- Capacity: 20 houses / year (for approx. 650 m² of panel)



ADVANCED EDITION:

WALLTEQ M-120 with two working tables

- Can be combined with various working tables, for example self assembly table, carpentry table or already existing working tables
- High productivity due to parallel working on both tables: Production of the frame work on table 1, insertion of installation and closing of the element on table 2
- Capacity: 30 houses / year (for approx. 650 m² of panel)



PROFESSIONAL EDITION:

WALLTEQ M-120 with butterfly turning table

- Multifunction bridge combined with butterfly turning table
- Safe and fast turning of the elements within just 90 seconds
- High productivity due to parallel working, automated turning and optimized working processes
- Capacity: 35 houses / year (for approx. 650 m² of panel)

SPACE REQUIREMENT AND TECHNICAL DATA	BASIC EDITION	ADVANCED EDITION	PROFESSIONAL EDITION
width (mm)	6,025	6,025	6,025 (during turning process 9 m)
length for 6 m elements (m)	12	19	19
length for 8 m elements (m)	14	23	23
length for 10 m elements (m)	16	27	27
length for 12 m elements (m)	18	31	31
power requirements (kW) WALLTEQ M-120	18	18	18
power requirements (kW) BUILDTEQ	due to machine typ	due to machine typ	16
compressed air requirements (NI/min)	1500	1500	1500

ELEMENT DIMENSIONS

max. width (mm)	3,600
min. height (mm)	75
max. height (mm)	500
length (m)	customized