

Automatically efficient.

HE HOMAG


Manually versatile. Incredibly flexible.

Our panel dividing saws

SAWTEQ B-300 flexTec

SAWTEQ B-400 flexTec

YOUR SOLUTION





Robot performance and operating freedom in one

Robotics is the key to highly efficient batch size 1 production in the cutting process. The crux of the matter is that cutting cells equipped with this up to now have been designed from A to Z for the requirements and processes in single-panel cutting. This makes them extremely efficient and highly productive, but limits the range of use of the saws.

Such concepts are often not appropriate for companies with a wide variety of work and a limited production area. That is why the panel dividing experts at HOMAG have now developed an innovative hybrid concept combining the two: the robot performance for automated batch size 1 panel cutting and the wide range of processing options of classic HOMAG saws.

The names of these innovations are SAWTEQ B-300 flexTec and SAWTEQ B-400 flexTec. Both saws are equipped with an integrated robot and are technically capable of fully automated batch size 1 production over longer distances. Alternatively, these two saws can be operated manually as usual – totally flexibly and as needed: for cutting books, for example.

YOUR SOLUTION

CONTENTS

- 04 SAWTEQ B-300 flexTec and SAWTEQ B-400 flexTec
- 06 How you benefit
- 08 Software
- 10 Standard features
- 14 Optional features
- 20 Feeding variants
- 22 Destacking variants
- 24 Technical data
- 26 Service

Proven technology in new combinations

THE BASIC MODELS AT A GLANCE

- SAWTEQ B-300 flexTec as single saw
- SAWTEQ B-300 flexTec as single saw with lifting table
- SAWTEQ B-400 flexTec as single saw
- SAWTEQ B-400 flexTec as single saw with lifting table

1

Saw design

Essentially, the two basic models correspond in both design and features to the SAWTEQ B-300 and the SAWTEQ B-400. For customers, this means that they will get a panel dividing saw that has proven itself in practice many times over and embodies quality and reliability.

2

Robot technology

The SAWTEQ B-300 flexTec and SAWTEQ B-400 flexTec are equipped with the same robot technology as the well-established batch size 1 cell SAWTEQ B-320 flexTec. Your advantage: in this point too, you are opting for proven technology and maximum reliability.

3

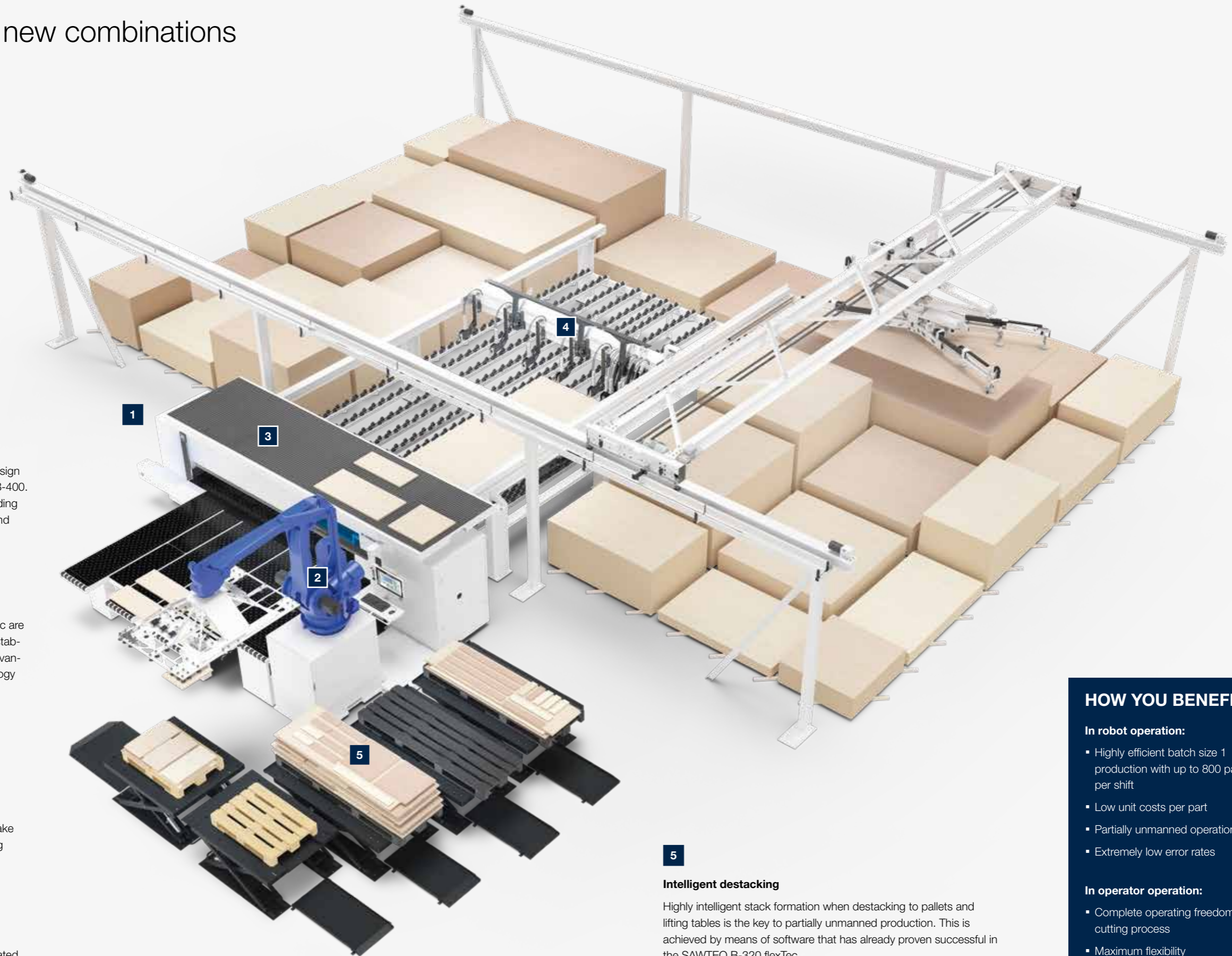
Wide variety of features

The robot saws SAWTEQ B-300 flexTec and SAWTEQ B-400 flexTec can be extensively customized to match different requirements and manufacturing environments. A wealth of optional technical features make sure of this in the same way as they do for panel dividing saws without robot.

4

Feeding options

Whether by hand, via a linked storage system, an integrated lifting table, the separate HOMAG HBX 150 gantry or a feeding station located at the side of the saw, there are many technologies for feeding panels to choose from. Find out more from page 20 onwards.



5

Intelligent destacking

Highly intelligent stack formation when destacking to pallets and lifting tables is the key to partially unmanned production. This is achieved by means of software that has already proven successful in the SAWTEQ B-320 flexTec.

When it comes to destacking hardware, the SAWTEQ B-300 flexTec and the SAWTEQ B-400 flexTec can be individually customized to meet your requirements. Find out more from page 22 onwards.

HOW YOU BENEFIT

In robot operation:

- Highly efficient batch size 1 production with up to 800 parts per shift
- Low unit costs per part
- Partially unmanned operation
- Extremely low error rates

In operator operation:


- Complete operating freedom in the cutting process
- Maximum flexibility
- For cutting books of panels or thin panels, for example

Your flexTec benefits at a glance




Fully automated batch size 1 cutting process

- Both saws are optimized for the single-panel cutting process in trade establishments, but are also suitable for use in industry
- The modular design provides the basis for numerous variants – individually aligned to your requirements
- The result: seamless workflows with high throughput in a compact space
- Minimum operator involvement, low tool and maintenance costs
- High output with up to 800 parts per shift in robot operation



An investment that pays off

- Precisely predictable benefits can be calculated as early as the planning stage thanks to HOMAG simulation software
- Attractive price / performance ratio
- Significantly reduced unit costs in batch size 1 production
- Low personnel costs due to fully automated, partially unmanned production
- High availability of the robot
- Low life-cycle costs



Perfect handling

- Fully automatic rip and cross cutting with just one saw
- No more manual panel handling, instead the option for unmanned operation – freely selectable depending on the operating mode
- The robot even takes care of handling the offcuts, provided that offcuts are automatically destacked to a place reserved for this purpose or returned to the store
- Automatic labeling of the finished parts is possible – with part- and order-specific information for further manufacturing operations
- In manual operating mode, it is furthermore possible to cut books of panels or to cut thin or larger/smaller-than-average panels in the usual way. The robot itself can process panels up to 3,200 mm long




Unmanned operation

- In robot mode, unmanned operation is possible over longer periods
- The robot moves the panels using gentle vacuum technology, works accurately, requires little maintenance and is highly available
- Production interruptions are almost completely ruled out with the proven industrial robot (almost 100% availability)
- No special robotics or programming knowledge is required
- Extremely low error rate in robot operation



Recuts almost at will

- Full flexibility in cutting pattern design thanks to recut technology
- Allows unlimited recuts provided that the panel materials comply with certain minimum and maximum dimensions
- Head sections, and therefore main parts of any length, are possible




Systematic safety

- For robot operation, the operator terminal at the saw is moved to a safe position. The position is continuously checked by sensors whilst the robot is working
- During robot operation, the saw can be operated from a separate machine terminal that is located outside the enclosed safety area
- During manual operation, the external operator terminal is automatically switched off
- A (three-color) indicator light on the fence informs operating personnel of the current operating status of the saw
- The fold-down air cushion tables are raised during automatic operation

No special robotics or programming knowledge is required!

Software

Always up to date, intelligent and developed by HOMAG experts: tailored software solutions ranging from optimization to machine control and destacking allow you to get the most out of your saw. Highly efficiently and reliably.



MACHINE CONTROL SYSTEM

CADmatic 5 – the change in perspective

The latest generation of the HOMAG saw controller features a new assistance graphic that clearly shows the machine operator what he has to do next. Compared to the previous process graphic that showed all the work steps of the saw (and can still be called up if required), this new graphic represents a 180-degree change in perspective!

Highlights:

- The new 3D assistance graphic supports the operator and is intuitive to operate, which shortens the training period and reduces errors to a minimum
- This results in efficient processes and a steady output
- Simple handling via tapping and swiping (touch functions)
- Quick change between the individual sections
- Graphically supported diagnostics
- powerTouch user interface
- Ready for connection to tapio
- 21" full-HD widescreen monitor with multi-touch display

Find out more in the “CADmatic” brochure.



OPTIMIZATION

intelliDivide (optional feature)

Simply upload the parts list. Done! The result? A choice of several alternatives for cutting patterns and entire runs. That's how easy intelliDivide makes it.

In detail: the cloud-based optimization software intelliDivide utilizes significantly higher computing capacities than are available for locally installed optimization software and can therefore swiftly provide the user with multiple variants of an optimization result.

This means that with intelliDivide, the operator can choose from a variety of options, including a result based purely on reducing waste, a result based on the shortest machine time or on the simplest handling, perfectly adapted to the relevant requirements.

Applications are varied and are geared towards both the trade and industry. Would you, for example, occasionally like to optimize cutting patterns without having to buy, install and maintain a software solution? Then intelliDivide is just what you need. This is because you can use intelliDivide quite simply on an on-demand basis, as software as a service.

However, intelliDivide is also very interesting for large companies. Why is that so? Because, via the cloud, you can optimize your cutting patterns extremely quickly, intelligently and accurately with the help of a powerful calculation engine.

Good to know: the SAWTEQ B-300 flexTec and SAWTEQ B-400 flexTec saws come tapio-ready straight from the factory.




OPTIMIZATION

Cut Rite (optional feature)

Efficiency through planning: this short phrase sums up the key benefits of the Cut Rite software. With this world-leading software solution, you can optimize waste and systematically lower the overall costs for cutting.

- Optimized project control
- Efficient cutting processes
- Full control of costs
- Faster calculations

Find out more in the “Cut Rite” brochure.



OPERATOR ASSISTANCE

intelliGuide basic (optional feature)

intelliGuide basic always shows the operator the next step directly at the saw. The system accomplishes this by means of an LED strip at the cutting line. The LED strip produces light signals that appear directly in operator's field of vision.

- Colored LED signals at the cutting line allow intuitive operation and a quicker and safe way of working
- Using the colored LED elements, machine operators can immediately see if a part has been fully processed, needs to be cut again or can be disposed of as waste
- Based on the LEDs that are lit up, the operator can determine whether the workpiece being processed meets the required specifications



DESTACKING AIDS

Granted: in the case of the SAWTEQ B-300 flexTec and the SAWTEQ B-400 flexTec, the robot will probably usually perform the destacking work. Without any help and entirely automatically. Do you nevertheless quite frequently work in the operator operation mode? In this case, HOMAG can optionally offer you powerful destacking aids.

Destacking concept (optional feature)

The destacking concept guides the operator from depositing the first part to forming the perfect stacked pallet. This has been achieved by combining software and hardware in an overall concept. The software tells the machine operator when and where he should stack each particular part. You select the appropriate hardware according to your requirements. Altogether, this adds up to improved efficiency and ergonomics for all work steps. Times and routes that do not add value are systematically reduced.

Find out more in the “Handling” brochure.



CADmatic destacking module (optional feature)

Which part goes where? The CADmatic destacking module answers this question by means of an integrated destacking graphic. The individual parts are color-coded in the cutting pattern and also in the assistance graphic. This means the operator can see on the monitor exactly when he must place a particular part on a particular pallet.

An additional advantage is that the operator sees not only which part he must place on a particular pallet, but also the precise position on the pallet where the part is to be placed.

Standard features

The SAWTEQ B-300 flexTec and the SAWTEQ B-400 flexTec are equipped with everything you need for highly efficient and even partially unmanned manufacturing.



Robot with suction traverse

At the heart of these saws is a tried-and-tested industrial robot with a specially developed suction traverse. The robot is responsible for all the handling of the panels, strips and parts. This is fully automatic, highly flexible, error-free and efficient.

The basic principle: using the suction traverse, the robot gently lifts the material, moves it under the pressure beam and aligns the part to be processed against the right-angled fence. Then, it is automatically pushed backwards into the clamps. After sensors have checked the position and orientation, the cutting process starts. Afterwards, the robot collects the processed part and either aligns it again for the next cut, stores it temporarily or destacks it.



Parts buffer

The system has a parts buffer directly above the pressure beam. This is where the robot temporarily deposits parts that are to be either destacked or fed to the saw again later.

In order to ensure maximum process reliability, the parts buffer is equipped with a cleaning station for the aligning suction cups of the traverse. Dust deposits on the suction cups are regularly blown off.



Fully automatic labeling

A must in robot operation and an advantage in operator operation: the labeler is an integral part of the standard configuration. It labels the finished parts or books of parts automatically – even when several strips are processed simultaneously side by side (Power Concept).

Good to know: the labeler is located near the pressure beam, i.e. in your field of vision. Furthermore, whether panels are fed from the side, front or rear is irrelevant for the labeling process. The position of the label can be individually controlled if desired – even right up next to the right-angled fence.

- Label size: 76 x 76 mm
- Suitable for panels, offcuts and finished parts
- Gives precise details of the destacking location
- Gives precise instructions for further processing
- Saves time
- Minimizes errors
- Guides the operator



Fold-down air cushion tables

- The gaps between the air cushion tables are each equipped with two fold-down tables
- The additional tables in the first gap are equipped with air jets as standard
- In operator operation, the tables can be folded down or up to allow free access to the cutting line or to prevent thin materials from sagging and increase the work surface
- For robot operation, the additional tables are raised and all gaps closed



Automatic outfeed fence

- Pushes panel remnants from the rear machine table to the front
- Included as a standard feature as it is essential for robot operation



Patented: central side pressure device

- Integrated directly in the saw carriage – shortens cycle times by up to 25% in comparison with conventional systems
- Infinitely variable adjustment of contact pressure – depending on panel thickness. This allows even thin panels, laminates or sensitive materials to be processed perfectly. Another key feature here is the book-height-dependent control of the contact pressure: the higher the book, the greater the pressure

Standard features



Clamps

- Robust clamps, all with two fingers
- Gentle positioning of material
- The bottom fingers of the clamps can be removed at any time to allow the clamp base to be cut in perfect alignment – a quick means of adjustment
- The clamping pressure can be adjusted (manually) to suit each particular material
- The short, rugged design allows material to be precisely held and guided more gently
- Irrespective of the book height, the top fingers of the clamps do not exert any leverage; instead, they are lowered horizontally and their entire contact surface rests on the material. This increases the working depth and ensures material is held firmly
- Designed for continuous, multi-shift operation




Program-activated clamps

This option prevents damage to edges. Now also available: clamp activation in “measuring” mode.



Handy cleaning flap

Quick and convenient: the area under the saw carriage is easily accessible via flaps, allowing easy removal or vacuuming of cutting waste.



Patented dustEx technology

dustEx guides dust and chips on a direct route towards the dust extraction system. How does it work? By means of combination air jets and optimized dust extraction geometry at the right-angled fence. Furthermore, the machine table is fully equipped with air jets. This is particularly advantageous when cutting sensitive material or handling especially heavy panels and books. To round off the dustEx package, we recommend using a dust-trap curtain.



One saw carriage, numerous benefits

- Torsion-resistant, rugged and resilient basic design of the steel plate body for maximum dynamics and precision
- Infinitely variable feed speed – for precision cutting of demanding materials
- Long-term accuracy of saw blade projection
- Fast, precise, low-wear and infinitely variable positioning of the main saw blade by means of linear guide system with rocker arm (patent)
- Energy saving feature: main saw motor is not raised



Power-Loc system

Making it quick and easy to change the saw blade.



Program fence for precision and dimensional accuracy

- Resistant to torsion and bending
- Electronically controlled
- Precision guidance on H-girder
- Electromagnetic measuring system guarantees a positioning accuracy of +/- 0.1 mm per meter
- Measuring system involves no wear and no maintenance

Rugged pressure beam for first-class cut quality

- Increased pressure beam elevation. The suction traverse can move under the pressure beam
- Large-area pressure zone directly at the cutting line reduces material vibrations to a minimum
- Linear guide on both sides
- Rack and pinion ensure the necessary parallel adjustment
- The result is accurate cuts, for books too
- With height control on request (available as an option)

Optional features

The HOMAG SAWTEQ B-300 flexTec and SAWTEQ B-400 flexTec saws are designed for maximum flexibility. This is achieved by the innovative machine concept, but also by the many optional features. The choice is yours!



Feed-stacking table with integrated feed

When linked to a simple storage system, the saw has to stop working briefly when a new panel is fed. The feed-stacking table ensures smooth, faster cycles: while one panel is still being cut, the storage system already positions the next panel(s) on the feed-stacking table with integrated feed.

- Ideal in combination with the HOMAG panel labeling system
- Can be retrofitted
- Plug & Play: easy add-on
- Without alignment
- Perfectly matched to the saw (height, width, roller rails)
- Virtually no more idle time



Panel labeling system

The innovation for saws with automatic storage integration: the HOMAG panel labeling system labels the panel before it is cut – independently of the saw, in non-productive time that previously went unused. It can also be combined with the feed-stacking table with integrated feed.

- Smallest part size 170 x 170 mm
- Up to 10 labels/min, optionally up to 15 labels/min
- Labeling independent of cutting process
- Saves time, because non-productive time is used productively
- Optimizes handling during destacking, because all the parts are already labeled
- Simplifies and speeds up production processes
- Automated parts tracking
- Can be retrofitted
- For smooth processes



Rotation device for headcuts

- Process integrated perfectly in the machine cycle
- Labor-saving device for operators
- With automatic aligning function
- Less time required for preparation
- Easy operation
- Significant increase in output



Power Concept professional

At the heart of this technology is a clamp that can be moved separately. Using this clamp, several strips with different cross cuts can be cut to length together. Even very narrow strips are precisely cut. Like this, Power Concept professional accelerates overall production and significantly increases material throughput.

Power Concept works with:

- An additional clamp that operates independently
- Clamps on the program fence that can be raised out of the overlapping work area as needed
- Re-sorting the strips directly at the saw so that they are ideally matched to Power Concept professional. This is based on existing optimization data for the shortest machining times

Can be used in operator operation only.



Power Concept practice (for saws without lifting table)

This is the low-cost version of the successful Power Concept professional. Power Concept practice can be used on saws without lifting table with the following feeding variants:

- Feeding via a feeding station in front of the saw
- Feeding via a simple storage connection
- Feeding via the HBX 150 feed gantry

The advantage: Power Concept practice can do everything that constitutes Power Concept, but can be integrated more easily and therefore more economically.

Can be used in operator operation only.

POWER CONCEPT

Up to **40%** more output



Lower costs per cut



Significantly improved material flow



High material throughput

Optional features




Cut-out and stress elimination cut

Stress in the material is released when it is cut and can affect the quality of dimensions and cuts. The stress elimination cut option provides the solution. Systematic preliminary cuts can be defined during optimization and release the tension in the material. In operator operation, the cut-out feature allows you to produce even cut-outs and insertion grooves immediately too – for example for doors or kitchen sinks.

Cut-out feature can be used in operator operation only.


Stress elimination cut can be used in operator and robot operation.



Automatic angle cut device

This technology completes angle cuts fully automatically, after you have entered the respective data in the CADmatic control.

Can be used in operator operation only.



1 Micro-feed for thin panels (for lifting-table saws only)


The micro-feed option allows thin panels from 6 mm upwards to be pushed onto the rear machine table (provided that their properties meet HOMAG specifications). Book height is measured by a non-contact, electromagnetic measuring system which is completely maintenance-free.

2 Hold-back device for thin panels (for lifting-table saws only)

For thin panels from a thickness of 3 mm.

3 Extra impetus for feeding (for lifting-table saws only)

The automatically driven roller conveyor integrated in the lifting table and additional roller conveyors on the side ensure fast stack changeover.



Soft Touch for pressure-sensitive material

As the diversity of materials increases, so do the requirements: pressure-sensitive lightweight boards, composite boards and plastic sheets are steadily gaining in importance. HOMAG has a range of solutions in its portfolio designed to meet these requirements. Simply ask your customer advisor.



Grooving and turbo grooving


These options save you an entire production step in subsequent processing. This is because your saw will also groove the panel material. The turbo-grooving option completes the grooves even much faster than a processing center.

Can be used in operator operation only.



High-precision laser guide beam

- Especially for solid wood, veneered panels and other materials with grain structure
- Pinpoint positioning right down the line



Pneumatically operated trim stops

The trim stops are attached to the clamps and are activated as needed by the CADmatic machine control.

- Rugged
- Adjustable to common panel thicknesses
- Gentle handling of sensitive materials with overhanging laminates or veneers
- Precise positioning



Cutting gap closers

Open and close automatically during the machine cycle, preventing narrow strips or trimmings from getting caught in the cutting line.

Optional features




Dust-trap curtain

- Attached to the rear of the pressure beam
- Protects operators from dust
- Improves extraction



Additional start-stop button

- Allows the program sequence to be started independently of the control panel
- Equipped with an emergency stop button



Automatic waste removal

Compact, practical and quiet: a robust disk chipper connected to a waste container is at the heart of the automatic waste removal system. The system is completely encapsulated and housed in a soundproof cabinet.

- Waste cuttings fall through a waste flap onto a conveyor belt and are transported to the chipper
- The chipper pulls the waste in and shreds it
- The shredded waste is automatically catapulted upwards by the mechanical action and lands in the waste container



Scissor lift pallet truck "HuGo"

The scissor lift pallet truck "HuGo" is equipped with automatic height control and facilitates ergonomic and intelligent destacking processes. A light barrier controls the automatic raising and lowering of the pallet truck, allowing you to reach all the parts on the pallet at an ideal working height – at an edge banding machine, for example.



Patented: camera-controlled scoring saw adjustment

This option allows the scoring saw to be adjusted fully automatically. Manual adjustment is still possible – controlled by the software via input on the touchscreen.

- Optimum measuring results: the camera selects the color of lighting and the exposure time itself
- The simple adjustment takes no longer than a minute
- High-precision adjustment



Label printer

The label printer is simply integrated in the robot pedestal. With it, you can create custom labels for manual part labeling directly at the saw and design them as required with a barcode, text or even graphics. If you also use our Cut Rite optimization software, the material goes directly to the next process step with printed instructions. In this way, you can integrate the saw perfectly in your production flow.

Feeding variants

For the robot saws SAWTEQ B-300 flexTec and SAWTEQ B-400 flexTec, flexibility starts right at the feeding stage. Which variant is your favorite?



1

Feeding via lifting table

- In the case of lifting-table saws, panels are fed via an electro-hydraulic four-column lifting table
- Automatic determination of book height
- Equipped as standard with longitudinal profiles and sensing device
- Also suitable for thin materials from 9.5 mm upwards. Suitable for materials from 3 mm upwards if equipped with the optional micro-feed and hold-back device (page 17)
- Maintenance-free and no lubrication required
- In order to ensure precise cuts, the backing wall is not attached to the machine bed


2

Robot feeding via roller conveyor at the side

NEW: HOMAG has designed a table with roller conveyor, positioned at the side, specifically for the SAWTEQ B-300 flexTec and SAWTEQ B-400 flexTec panel dividing saws.

- A pre-assembled stack of panels is placed on the roller conveyor at the side
- A panel separator positioned here raises the top panel each time so that the robot can fetch it with the aid of the suction traverse and feed it to the saw

This feeding variant can be used in robot operation only.



Vacuum feeding via HBX 150 (for single saws without lifting table only)

Automation in the smallest of spaces is the promise made by the HBX 150 gantry vacuum feeding system. It fetches the next panel from the stacking station next to or behind the saw, turns it if required and places it in the saw. With maximum care of material and fully automatically during the saw cycle.

- A choice of various layouts, to suit specific requirements and available space
- With traveling lifting device and suction traverse
- Turning device for up to 90 degree rotation
- With automatic weight determination
- For especially ergonomic handling
- Manufactured by Barbaric

Find out more in the "HBX 150" flyer.




Feeding via a horizontal storage system

For customers with very demanding automation requirements, HOMAG offers tailored horizontal storage systems – ranging from small systems for the trade sector to large industrial solutions. These systems allow you to noticeably speed up your processes and reduce your costs per part.

- Small footprint
- Attractive price
- Movable in x and y directions
- Saw and storage system compatible with each other
- Perfect handling – even with just one machine operator
- Easy, ergonomic operation
- Storage system controls the saw

Intelligent destacking

HOMAG has developed a destacking software solution with a completely new algorithm. This software, the robot and the lifting tables enable the saws to operate unmanned over long periods.



The advantage: operators are not required over long periods

Equipped with lifting tables in the robot's field of action, the saws can work unmanned over long periods, depending on the destacking variant chosen.

The operating principle: clever and highly automated

The finished parts exit the saw in the order in which they are cut. To obtain the optimum destacking order for stable stacks and subsequent processing, the HOMAG experts have developed a new algorithm.

Equipped with this intelligence, the robot systematically creates stable stacks, utilizing the parts buffer too in the destacking process where appropriate. Like this, the lifting tables are used more intelligently than ever to form perfect stacks.

The cutting cell is equipped with a laser scanner. It measures the height of the stacks of parts on the lifting tables in real time so as to ensure that the lifting tables are positioned at the ideal height.

The result: all-round efficiency

- The robot can destack parts according to an optimization strategy based on either destacking location or downstream processes
- The robot always tries to utilize the maximum stack height
- It forms absolutely stable and, at the same time, fewer stacks than is normal when manually destacking
- Actions by machine operators are rarely required, and no longer needed at all over long periods

This reduces the space required for handling tasks. All this adds up to a rapid return on investment.



Lifting table variants for every requirement

Diversity of materials, picking destinations, number of orders processed in parallel: there are many parameters that decide the best number, size and positioning of the lifting tables in each individual case. Requirements can vary greatly. That's why the HOMAG panel dividing experts work together with you to develop the best possible lifting table layout for your production facility.

- The minimum requirement is one large and one small lifting table
- The maximum number that can be combined with each other is three large and two small lifting tables
- Feeding by robot via a roller conveyor at the side limits the number of lifting tables and positioning options

Performance and level of automation tailored to your needs

PERFORMANCE



SAWTEQ B-300 / B-400 as single saw




SAWTEQ B-300 / B-400 as single saw + storage system



SAWTEQ B-300 / B-400 flexTec as single saw + feeding station at the side



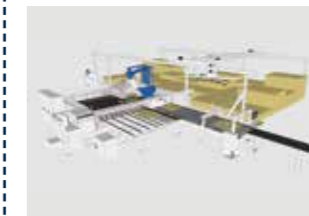
SAWTEQ B-300 / B-400 flexTec as single saw with lifting table feed




SAWTEQ B-300 / B-400 flexTec as single saw + HBX 150 feeding unit



SAWTEQ B-300 / B-400 flexTec as single saw + storage system



SAWTEQ B-320 flexTec + storage system + manual destacking



SAWTEQ B-320 flexTec + storage system + automatic destacking

AUTOMATION

TECHNICAL DATA*	B-300 FLEXTEC	B-300 FLEXTEC WITH LIFTING TABLE
Saw blade projection (mm)	80 (optional: 95)	80 (optional: 95)
Cutting length (mm)	3,800 / 4,300	3,800 / 4,300
Lifting table width (mm)	-	2,200
Program fence speed (m/min)	up to 90**	up to 90**
Saw carriage speed (m/min)	up to 130 (optional: 150)	up to 130 (optional: 150)
Main saw motor (kW)	50 Hz: 11 (optional: 18 or 24) 60 Hz: 11 (optional: 21 or 28)	50 Hz: 11 (optional: 18 or 24) 60 Hz: 11 (optional: 21 or 28)
Scoring saw motor (kW)	1.5 (optional: 2.2)	1.5 (optional: 2.2)
Average total air requirement (NL/min)	400	470
Compressed air requirement (bar)	6	6
Max. panel size (mm)	3,200 x 2,100	3,200 x 2,100
Max. part size (mm)	2,800 x 1,200	2,800 x 1,200
Min. part size (mm)	190 x 100	190 x 100
Max. panel thickness (mm)	60	60
Min. panel thickness (mm)	8	8
Max. panel weight (kg)	125	125

TECHNICAL DATA*	B-400 FLEXTEC	B-400 FLEXTEC WITH LIFTING TABLE
Saw blade projection (mm)	110 (optional: 125)	110 (optional: 125)
Cutting length (mm)	3,800 / 4,300	3,800 / 4,300
Lifting table width (mm)	-	2,200
Program fence speed (m/min)	up to 90**	up to 90**
Saw carriage speed (m/min)	up to 130 (optional: 150)	up to 130 (optional: 150)
Main saw motor (kW)	50 Hz: 18 (optional: 24) 60 Hz: 21 (optional: 28)	50 Hz: 18 (optional: 24) 60 Hz: 21 (optional: 28)
Scoring saw motor (kW)	2.2	2.2
Average total air requirement (NL/min)	420	490
Compressed air requirement (bar)	6	6
Max. panel size (mm)	3,200 x 2,100	3,200 x 2,100
Max. part size (mm)	2,800 x 1,200	2,800 x 1,200
Min. part size (mm)	190 x 100	190 x 100
Max. panel thickness (mm)	60	60
Min. panel thickness (mm)	8	8
Max. panel weight (kg)	125	125

* Values relate to the standard version

** Forwards 25 m/min

HC LIFE CYCLE SERVICES

Optimal service and individual consultations are included in the purchase of our machines. We support you with service innovations and products which are especially tailored to your requirements. With short response times and fast

customer solutions we guarantee consistently high availability and economical production – over the entire life cycle of your machine.



REMOTE SERVICE

- Hotline support via remote diagnosis by our trained experts regarding control, mechanics and process technology. Thus, more than 90% less on-site service required and consequently a faster solution for you!
- The ServiceBoard App helps to solve tasks in a fast, simple and concrete way. This is achieved by mobile live video diagnosis, automatic sending of service requests or the online spare parts catalog eParts.



SPARE PARTS SERVICE

- High spare parts availability and fast delivery.
- Ensuring quality by predefined spare parts and wear parts kits, comprising original spare parts.
- Identify and inquire for spare parts online under www.eParts.de 24/7, or buy even faster and more comfortably in the new HOMAG Webshop eCommerce.



MODERNIZATION

- Keep your machinery up to date and increase your productivity as well as your product quality. This is how you can meet tomorrow's requirements today!
- We support you with upgrades, modernization as well as individual consultancy and developments.



DIGITAL SERVICES

- ISN (intelliServiceNet) – The new remote service solution of the future! Fast restart of production because the remote service employee has extensive access to relevant physical data.
- intelliAdvice App – provides help for self-help. The preventive solutions proposed in the new App are the combination of our experiences and existing machine data.



SOFTWARE

- Telephone support and consultancy through software support.
- Digitalization of your spare parts via 3D scanning saves time and money compared to new programming.
- Subsequent networking of your machinery with intelligent software solutions ranging from construction to production.



FIELD SERVICE

- Increased machine availability and product quality by certified service staff.
- Regular checks through maintenance / inspection guarantee the highest quality of your products.
- We offer you the highest availability of technicians in order to reduce downtimes in case of unpredictable troubles.



TRAINING

- Thanks to training perfectly suited to your requirements, your machine operators can optimally operate and maintain the HOMAG machines.
- Training also includes customer-specific training documents with exercises proven in practice.
- Online training and webinars. Learn without traveling, meet your trainer in the digital classroom.

For you more than...

1,350
service employees worldwide

90%
less on-site service thanks to successful remote diagnosis

5,000
customer training sessions per / year

150,000
machines, all electronically documented in 28 different languages – in eParts

HOMAG Group AG

info@homag.com
www.homag.com



YOUR SOLUTION